



YEAR OF FOOD 2025

State of the Tourism Industry Monthly Report

November 2025

Created December 23, 2025



LIEUTENANT GOVERNOR
BILLY NUNGESSER

LOUISIANA
Feed Your Soul.

Executive Summary

November 2025



Highlights

The state’s hotel occupancy reached 55.4% in November, reflecting a 4.7% YOY decline and softening from October’s peak of 61.6%. ADR also eased from October’s high of \$140 to \$133.34, marking a 4.9% YOY decrease.

At the submarket level, Ouachita Parish recorded the highest occupancy at 67.1%, a 12.3% YOY growth. Most territories posted YOY increases in room supply, with the exception of the Louisiana North Area, Louisiana South Area, and Rapides Parish, which saw supply declines of 1.9%, 1.4%, and 4.0%, respectively. ADR varied widely across the state, ranging from a high of \$173 in New Orleans, down 3.7% YOY, to a low of \$93 in Lafayette, which still recorded modest growth of 0.2% YOY.

U.S. job growth has cooled but remains positive, with a three-month average of 75,000 private-sector jobs added. October’s decline of 105,000 jobs was driven by a 162,000 drop in federal employment, while private-sector hiring rebounded in November with a gain of about 64,000.

Overseas travel to the US has weakened in 2025, with arrivals down 2.6% YTD through November and seven consecutive months of 3–8% YOY declines. Canadian travel has fallen sharply, with total visits down 25.7% YTD, driven by a 30.1% drop in land crossings and a 13.2% decline in air travel.

AAA projects 122.4 million Americans will travel over the year-end holidays, a 2.2% YOY increase surpassing 2024’s record. Air travel volumes remain elevated, with TSA screening a record 3.1 million travelers on November 30 and eight of the 10 busiest days in TSA history occurring in 2025.



Hotel Demand
1.6M
-4.2% YOY



Hotel ADR
\$133.34
-4.9% YOY



Overnight Trip Share
77%



Hotel Occ Tax
\$1.5B
+2.0% YOY
(Year 2023)



MSY Checkpoint Volume
569.6K
-4.5% YOY



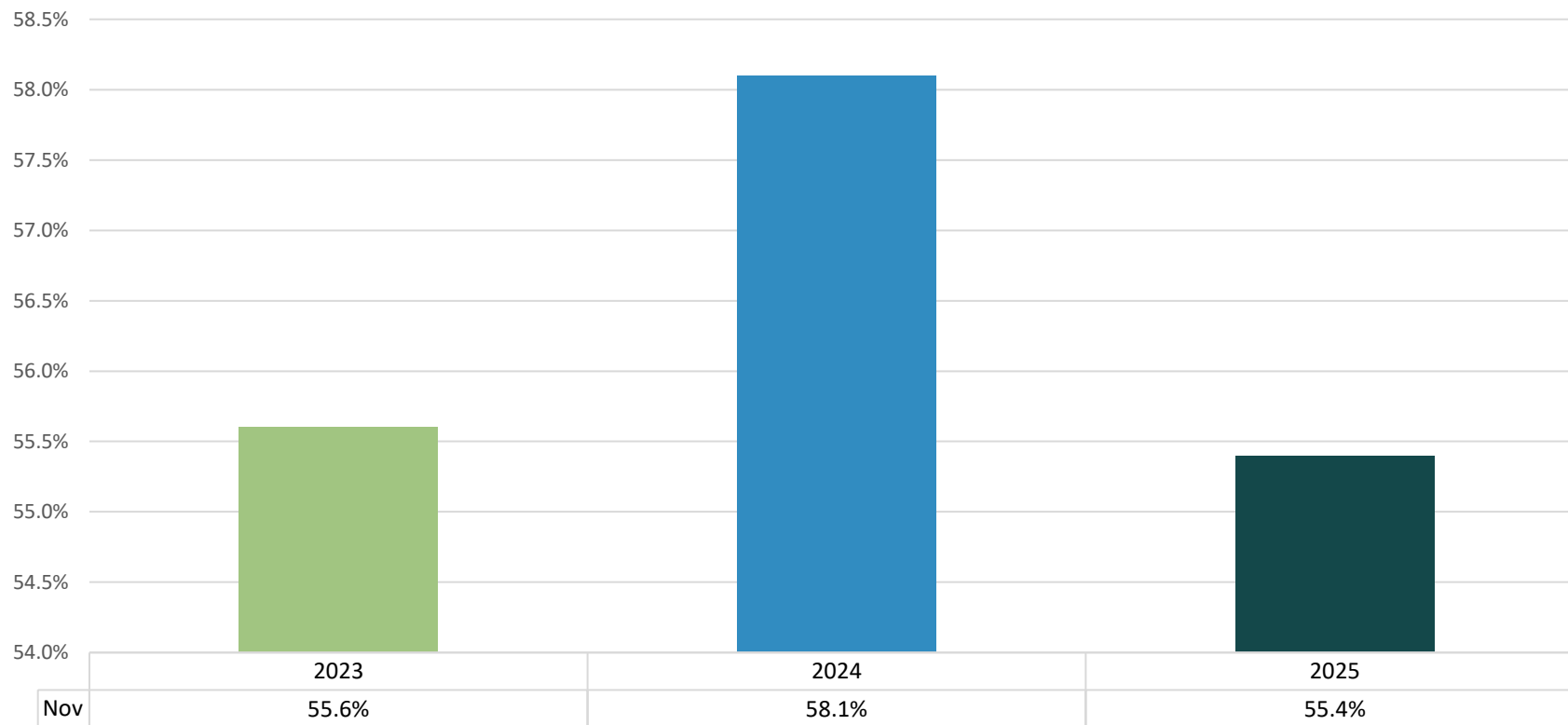
Website Sessions
371.5K
-5.8% YOY



L&H Jobs
41.1K
+4.6% YOY
(As of September 2025)

Louisiana Lodging

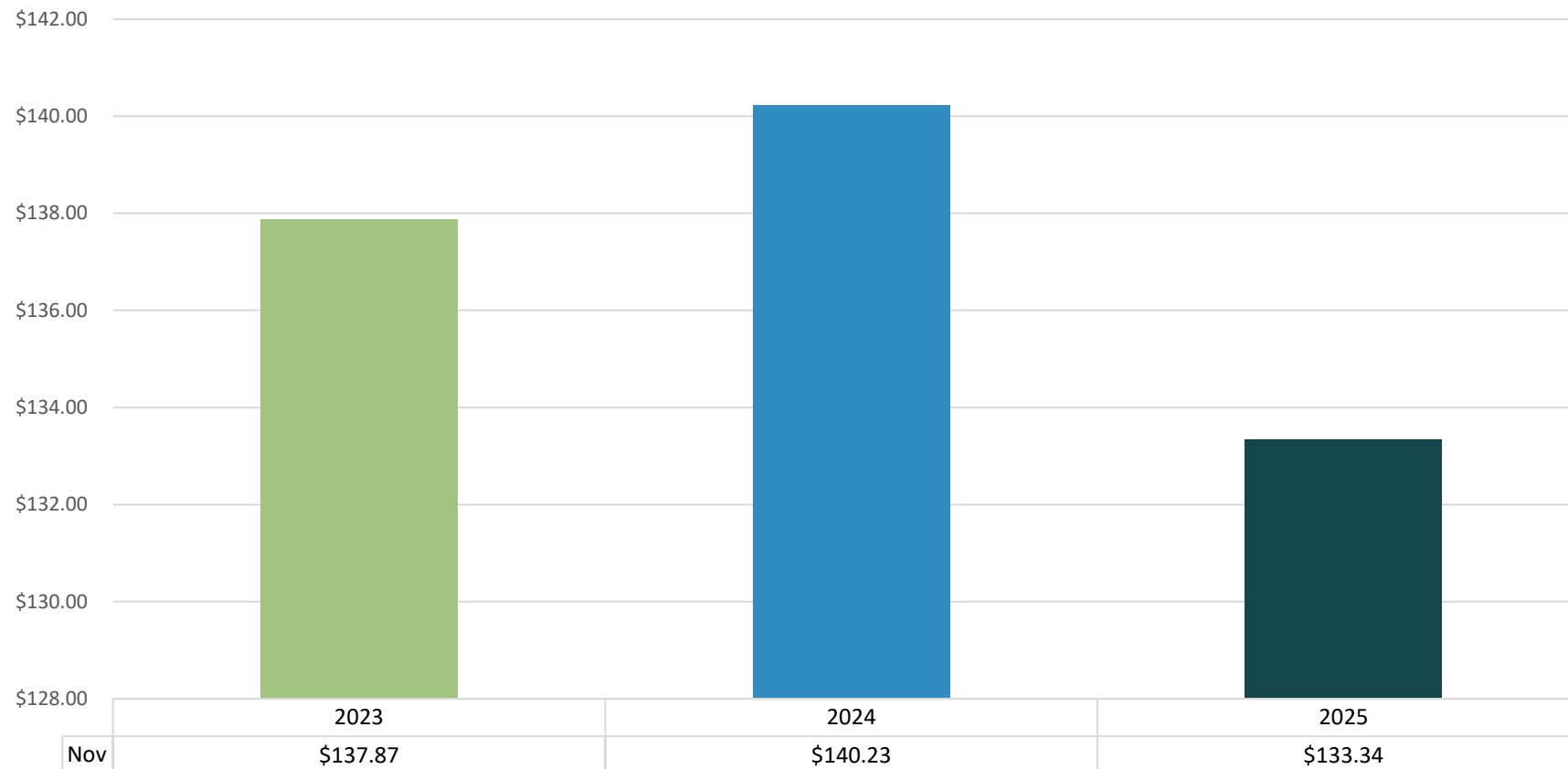
November Occupancy (%): Yr/Yr



- Louisiana's hotel occupancy decreased by 2.6% over November 2024.
- Since last month (October), occupancy was down 10.1%.

(Source: STR)

November ADR (\$): Yr/Yr

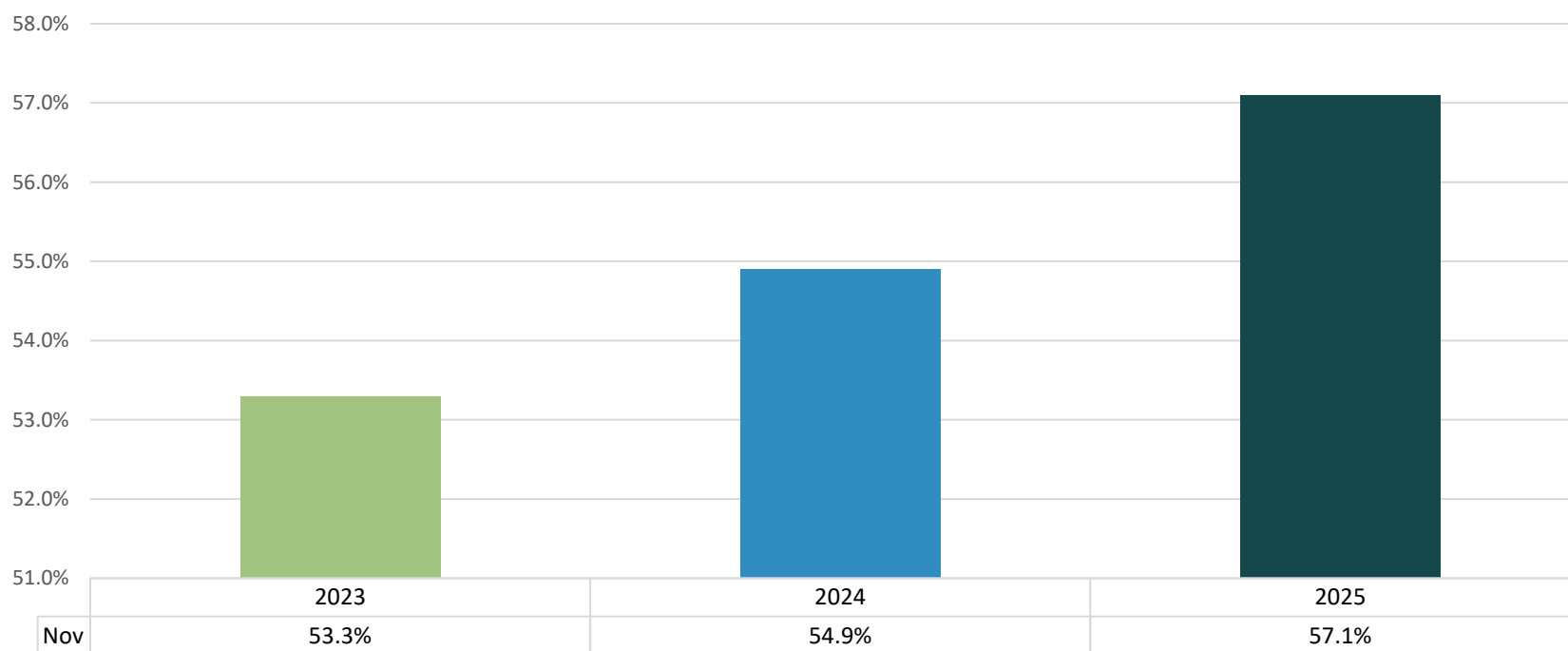


- Louisiana's average daily rates (ADR) decreased by 4.9% over November 2024.
- Since last month (October), ADR was down 4.7%.

(Source: STR)

Louisiana Lodging (without New Orleans)

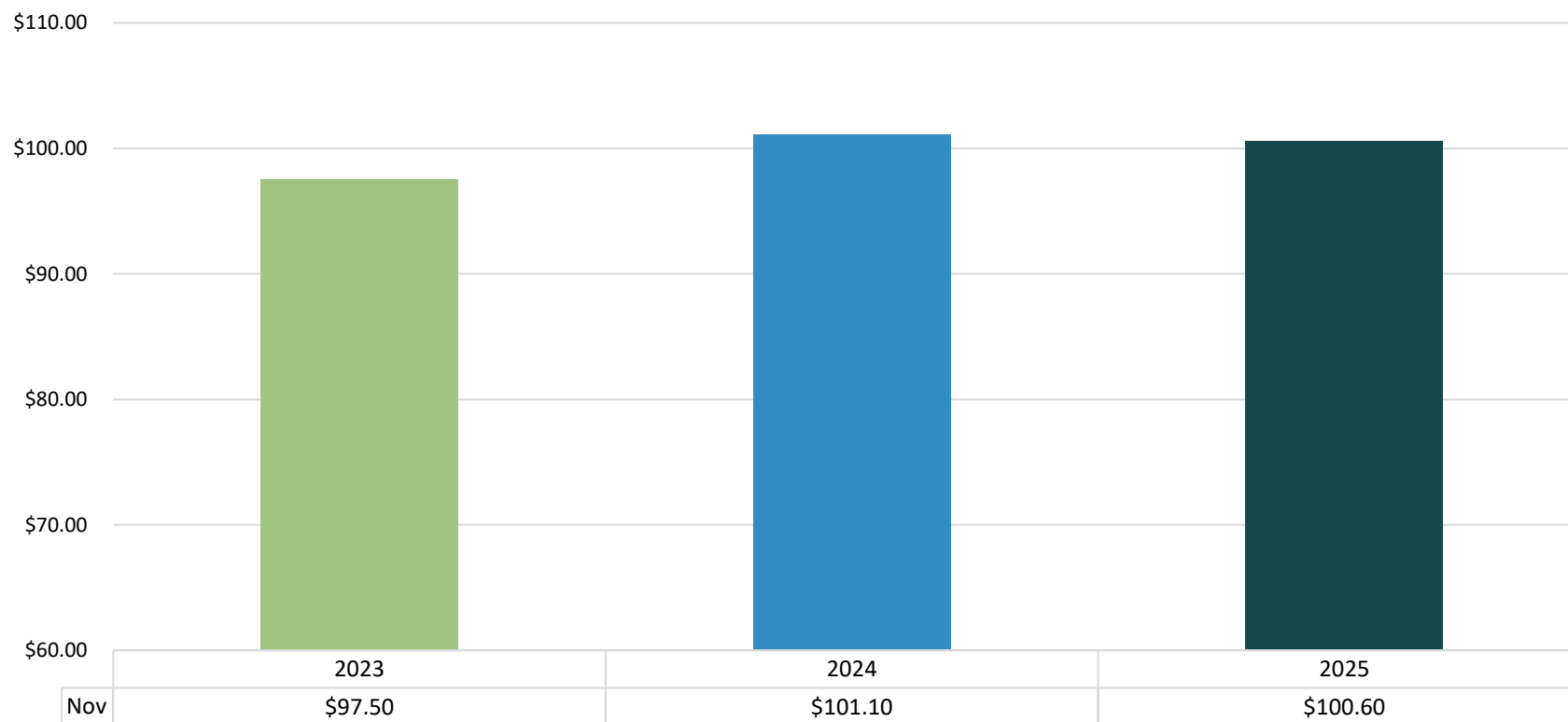
November Occupancy (%) without NOLA: Yr/Yr



- Louisiana's occupancy, excluding New Orleans, increased by 4% over November 2024.

New Orleans MSA includes Orleans, Jefferson, St. Tammany, St. Bernard, Plaquemines, St. John the Baptist, St. Charles, & St. James Parishes
(Source: STR)

November ADR (\$) without NOLA: Yr/Yr

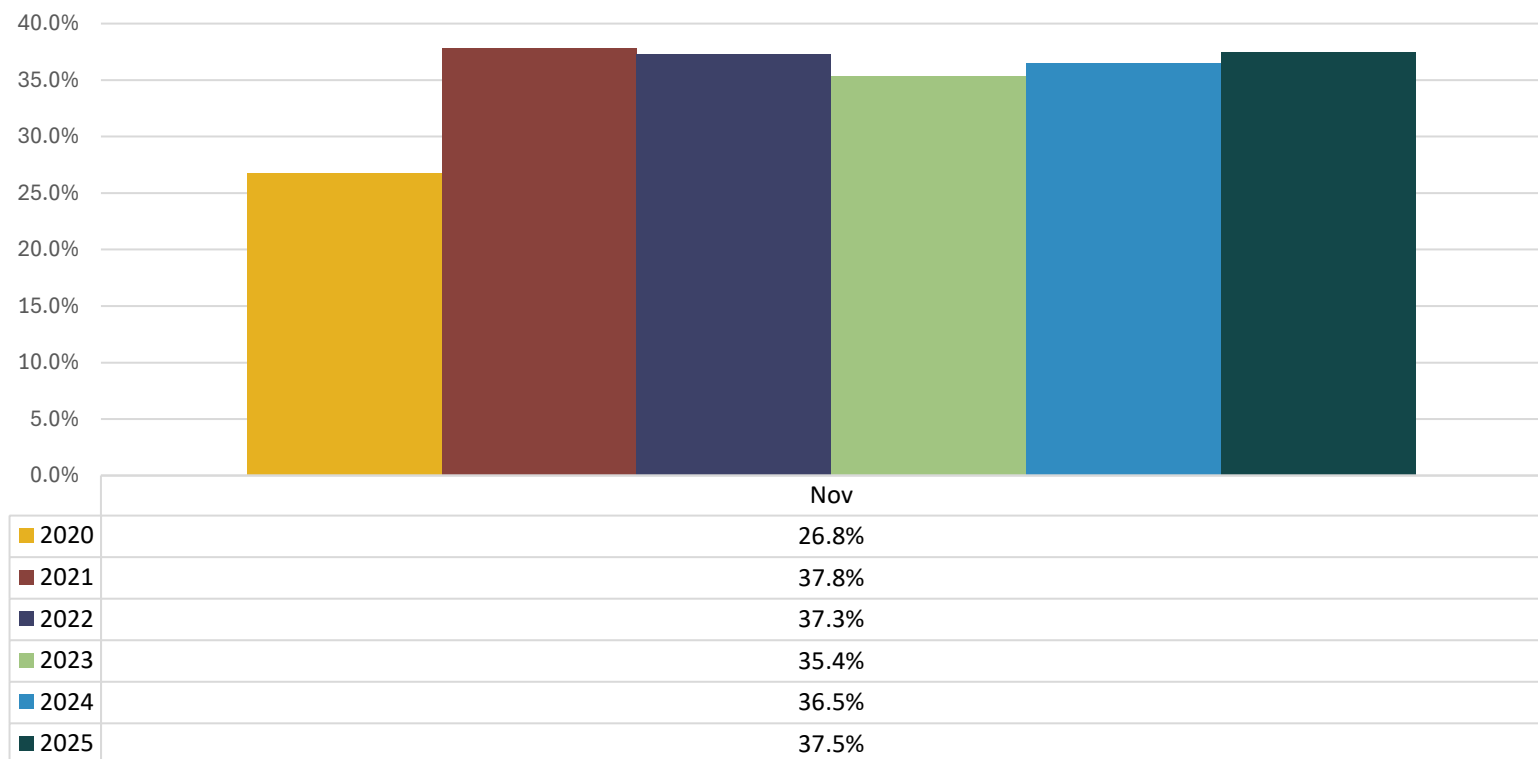


- Louisiana's ADR, excluding New Orleans, grew by 0.5% over November 2024.

(Source: STR)

Louisiana Short-Term Lodging

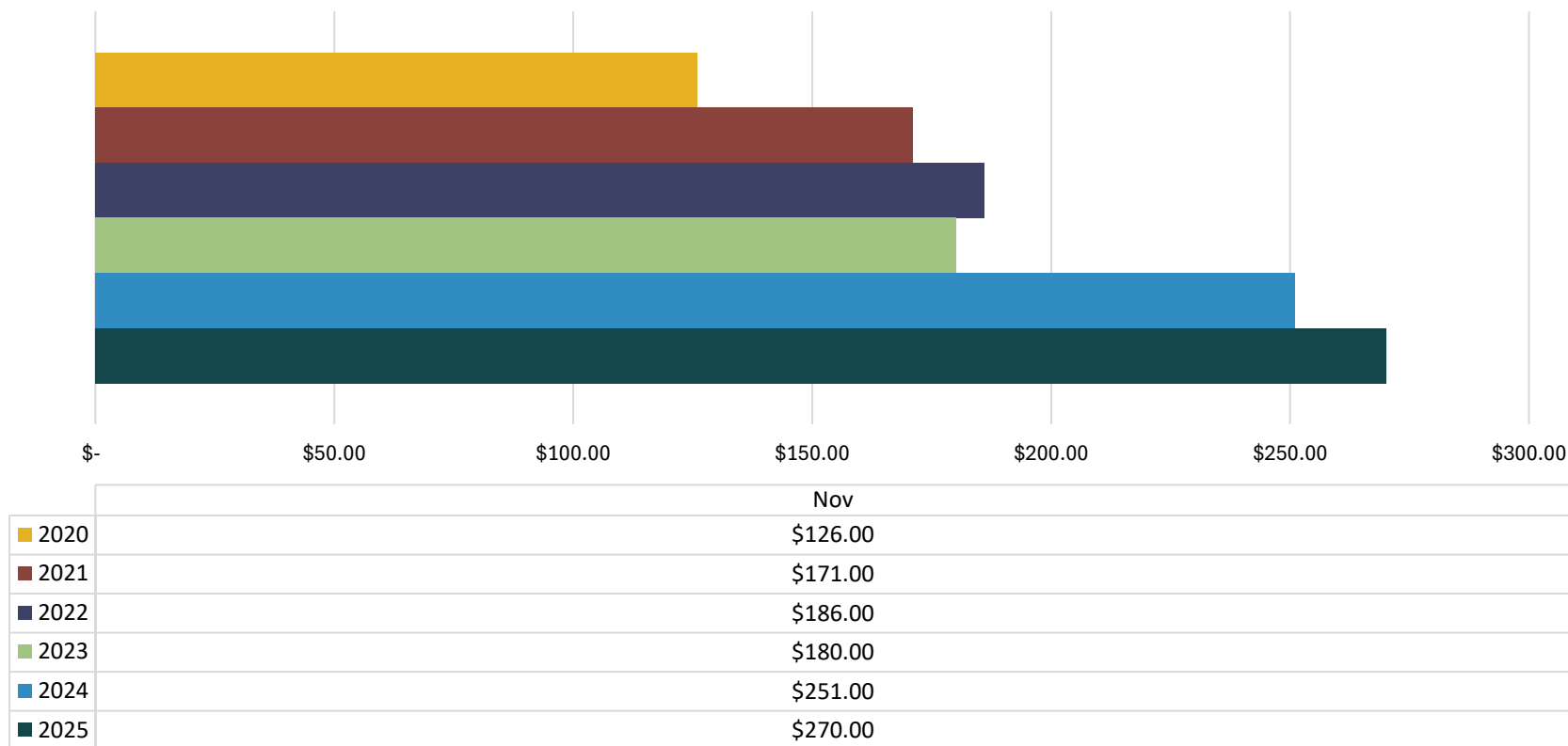
Short-Term Lodging Occupancy (%): November



- Louisiana's short-term lodging occupancy increased by 3% over November 2024.
- RevPAR increased 11% over last November.

(Source: KeyData)

Short-Term Lodging ADR (\$): November

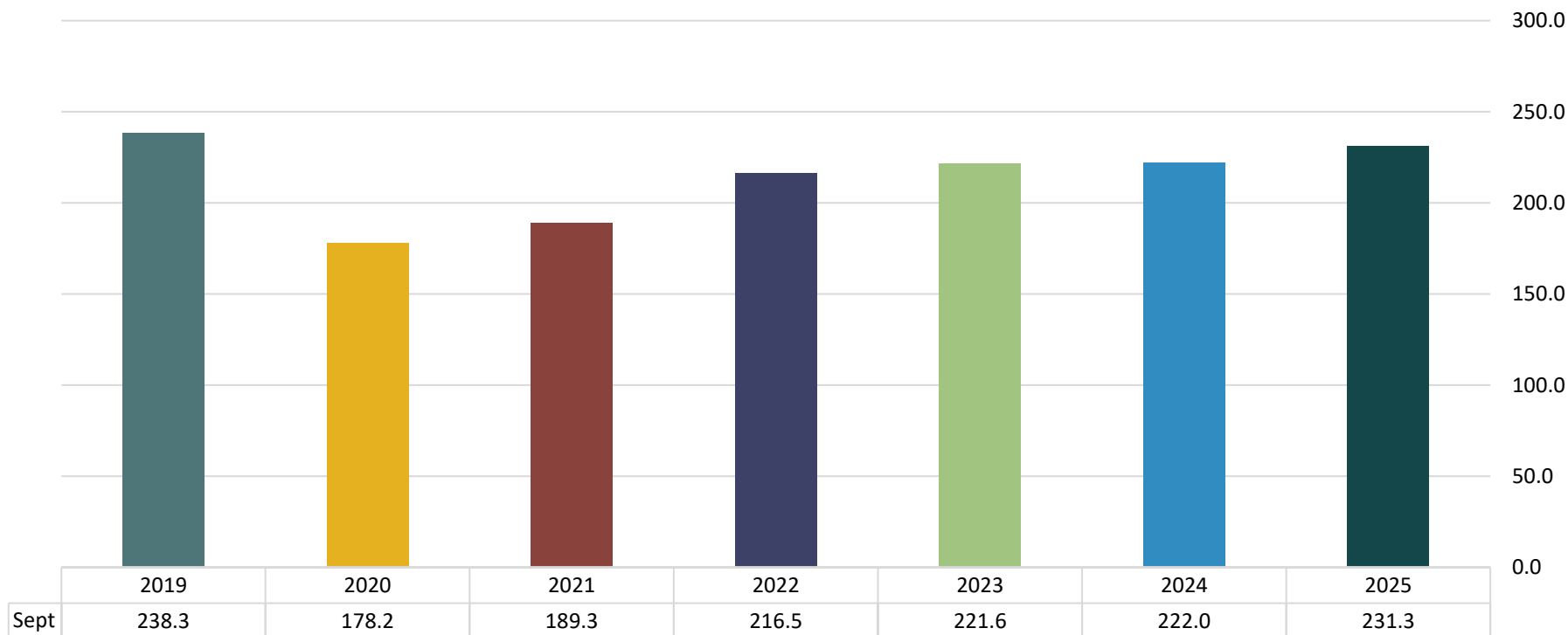


- Louisiana's short-term lodging ADR grew 8% over November 2024.
- Louisiana's short-term lodging Revenue decreased by 8% over last November.

(Source: KeyData)

Louisiana Leisure & Hospitality Jobs

September Tourism Jobs (in thousands): Yr/ Yr

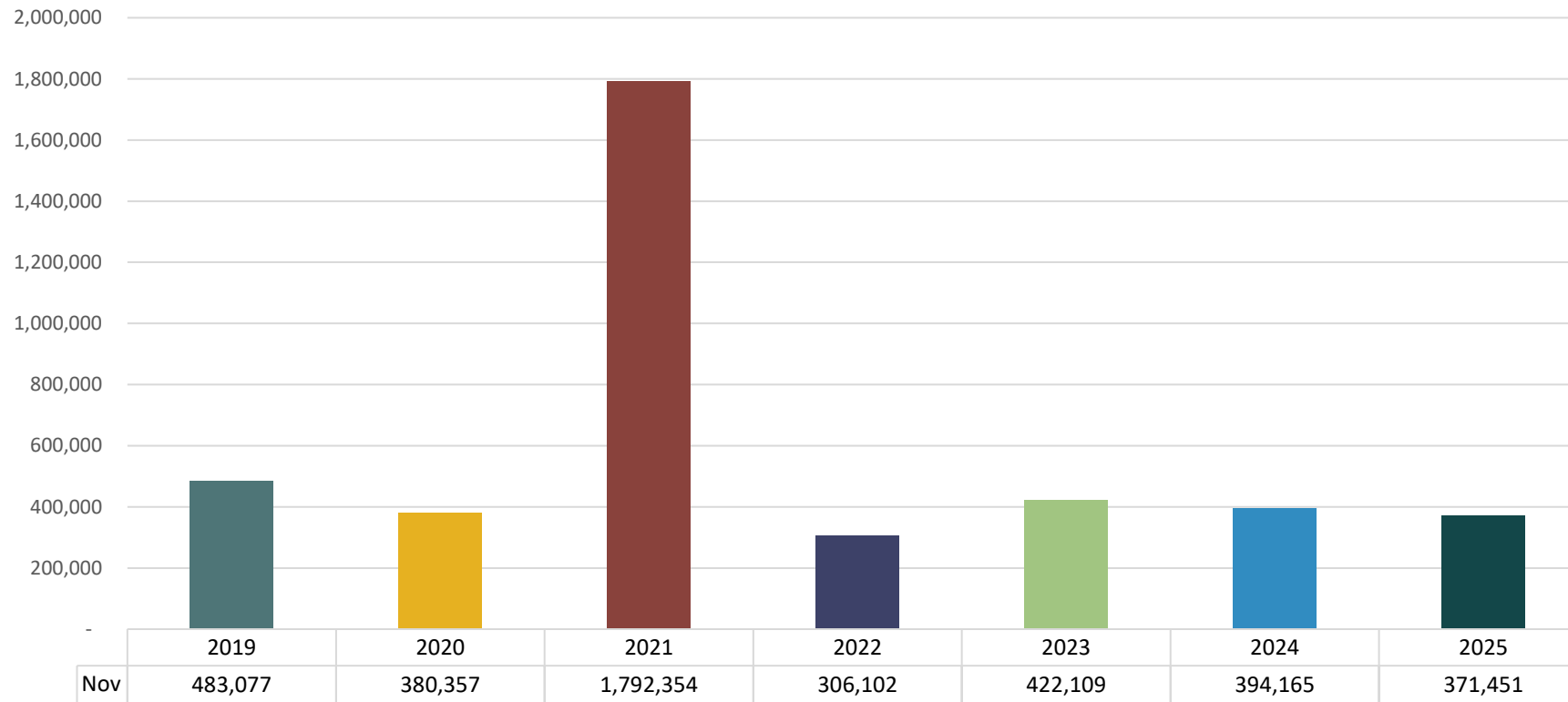


- Tourism jobs increased by 4.2% with a gain of 9,300 jobs over September 2024.
- Accommodations & Food Services jobs gained 7,400 jobs over last September.

[September jobs are preliminary & seasonally adjusted.] {Jobs data is delayed due to “lapse in government services.”} (Source: BLS)

ExploreLouisiana.com

November Website Visits: Yr/Yr

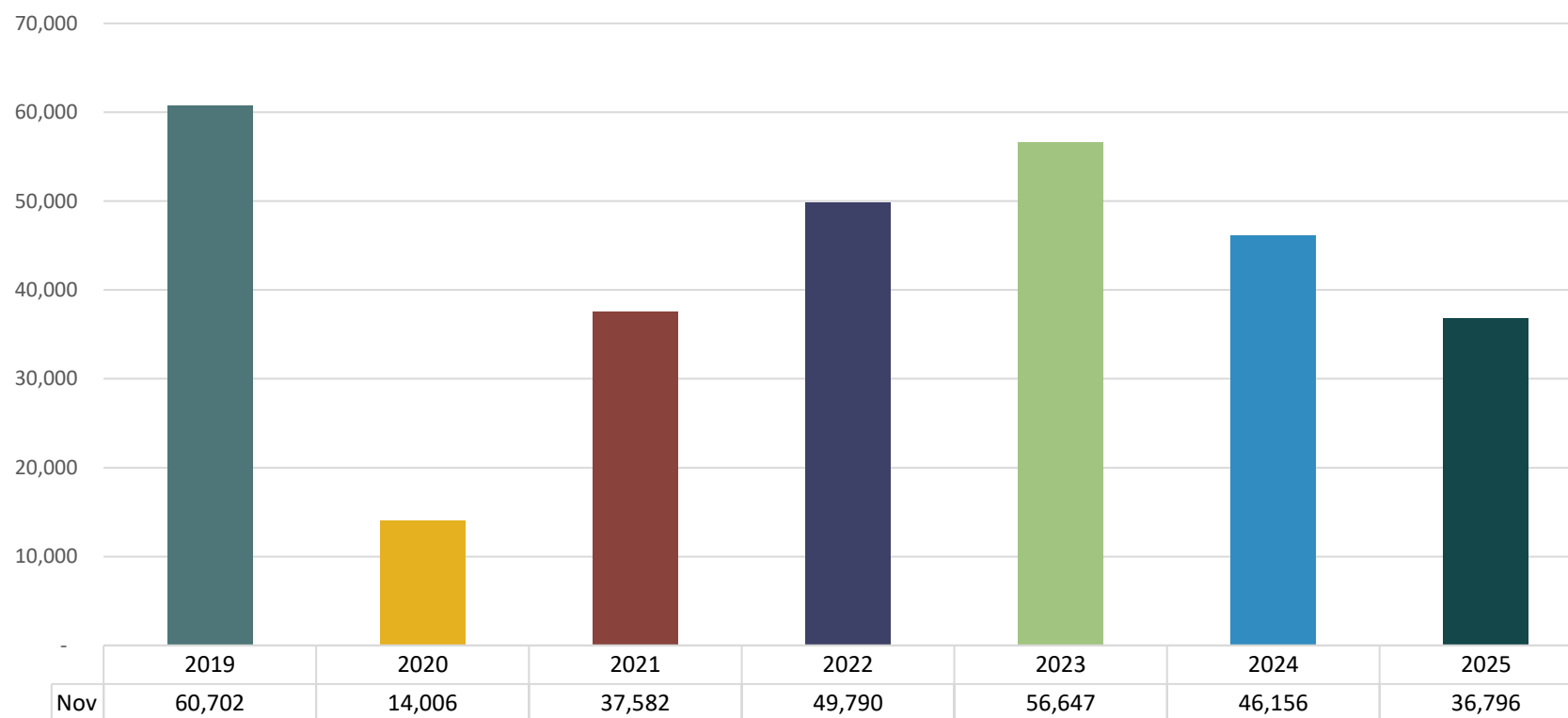


- Engaged sessions were up by 15.5% over last November.
- Engagement rate increased by 23% over November 2024.

(Source: Google Analytics & Miles Media)

Louisiana Welcome Centers

November Welcome Centers Visitation: Yr/Yr

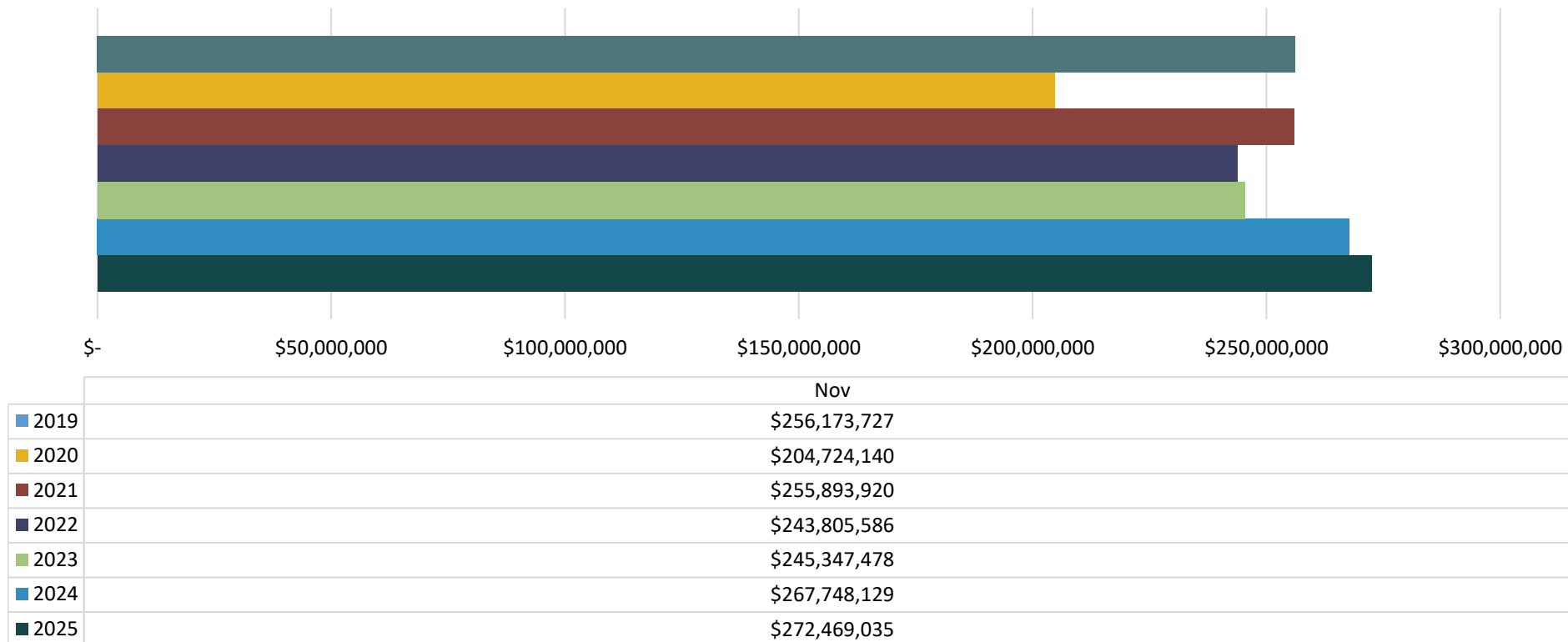


- Between November 2024 and November 2025, Louisiana welcome visitors average travel party size was 2.88.

(The Mound Welcome Center is temporarily closed) (Source: LA Welcome Centers)

Louisiana Gaming Revenue

November Gaming Revenue: Yr/Yr



- Louisiana's gaming revenue increased by 1.8% over November 2024.

(Sources: LSP – Gaming Enforcement Division)

U.S. Travel Sentiment & Trends

- Over 122 million Americans projected to travel this holiday season. (*Travel + Leisure*)
- While half of Americans (50%) are planning to travel during the holidays, more are opting to stay with family and friends instead of taking vacations. (*TravelPulse*)
- 48% of American travelers are aware that next year is the country's 250th celebration of its founding in 1776. Of those aware of America 250, 61% report they are likely to take an overnight trip tied to the anniversary activities, while 65% expect to take a day trip for this purpose. (*Longwoods International*)
- 93% of American Travelers still indicate travel plans to go somewhere within the next six months! (*Longwoods International*)
- The average expected number of trips in the coming year came in at 4 trips in November, up slightly from the 3.8 trips reported in both September and October. (*Future Partners*)
- International inbound to U.S. continued its six-month downward trend, with overseas visits down 3.5% in November. (*U.S. Travel Association*)
- Amtrak's new Gulf Coast service is on schedule to double passenger estimates, with more than 46,000 riders since its launch in August. (*Axios*)